

Kolégium rektora
21.06.2021

Hodnotenie STU v QS_World University Rankingávrh nového grafického rozhrania webových stránok STU/fakúlt

Predkladá: **prof. Ing. arch. Ľubica Vitková, PhD.**
prorektorka

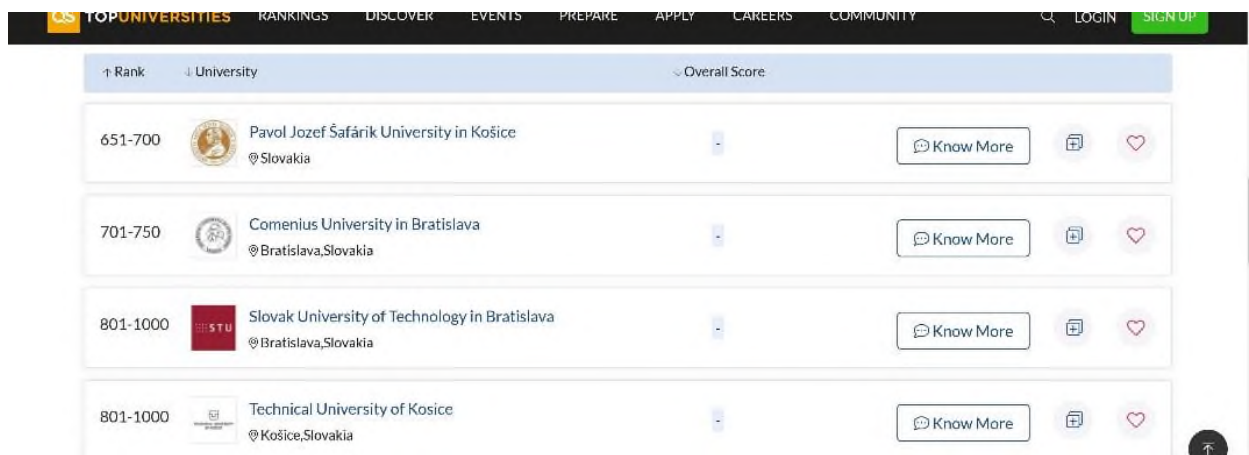
Vypracovala: **prof. Ing. arch. Ľubica Vitková, PhD.**
prorektorka













Zdôvodnenie: Materiál je predložený ako informácia o hodnotení v rankingu.

Návrh uznesení: KR STU schvaľuje predložený materiál

- a) bez pripomienok
- b) s pripomienkami

Postavenie STU v QS rebríčku - QS World University Ranking v porovnaní s ostatnými univerzitami na Slovensku



Rank	University	Overall Score	Actions
651-700	 Pavol Jozef Šafárik University in Košice Slovakia	-	Know More  
701-750	 Comenius University in Bratislava Bratislava, Slovakia	-	Know More  
801-1000	 Slovak University of Technology in Bratislava Bratislava, Slovakia	-	Know More  
801-1000	 Technical University of Kosice Košice, Slovakia	-	Know More  

Základné údaje

METHODOLOGY: 2022 EDITION OVERVIEW

ANALYZED INSTITUTIONS	RANKED INSTITUTIONS	NEW ENTRANTS
1,673	1,300	145

RANKED FROM SLOVAKIA	NEW ENTRANTS FROM SLOVAKIA
6	2

COVERED LOCATIONS	RECORDED PUBLICATIONS	RECORDED CITATIONS
93	14.7 mil	96 mil

ACADEMIC NOMINATIONS	EMPLOYER NOMINATIONS
2.0 mil	450k


Analýza hodnotenia STU a trend

METHODOLOGY: INDICATORS & WEIGHTINGS

The QS World University Rankings® have been published since 2004. Whilst the headline measures have not changed since 2005, we introduce refinements to provide even stronger results year after year.

Academic Reputation	Taken from the annual survey conducted by QS designed to evaluate the perceptions of academics from around the world regarding the best institutions in terms of research. In this edition, responses from over 130,000 academics were recorded globally.	40%
Employer Reputation	Taken from the annual QS survey aimed at gathering the views of employers around the world on the institutions providing the best professionals. For the 2022 edition, responses from over 75,000 employers were analysed.	10%
Faculty Student	This is the ratio between the number of academic staff and number of students. A higher number of academics per student is an indirect indicator of the commitment of the institutions to high-quality teaching.	20%
Citations per Faculty	This ratio measures the average number of citations obtained per faculty member and is an estimate of the impact and quality of the scientific work produced by universities. This indicator is calculated using data from Scopus. To avoid anomalous results, an affiliation cap is applied discarding papers with an unusually high number of affiliations. Self-citations are excluded and citation counts are normalised, ensuring that citations achieved in each of the five broad faculty areas are weighted equally (more information: bit.ly/1RBEFqs).	20%
International Faculty	The International Faculty Index is simply based on the proportion of faculty members that are international. It is a proxy measure for how internationally attractive the university is to academic staff. Universities based in locations known for attracting high proportions of expatriates perform well here such as those in Hong Kong, Switzerland and UAE.	5%
International Students	Similar in nature to the International Faculty Index, the International Students Index is based on the proportion of students that are international. It is a proxy measure for how internationally attractive the university is to students. Attracting international faculty and students can be challenging for institutions that are more nationally or regionally focused.	5%

2022 OVERALL RESULTS



RANKINGS TREND



Since 2019, Slovak University of Technology in Bratislava moved down to the 801-1000 rank range. Over the 4 considered years, the institution did not move up and fell once.

