

2020 OVERALL RESULTS

Slovak University of Technology in Bratislava

OVERALL RANK
751-800

IN THE 2020 EDITION THE INSTITUTION
PERFORMED IN THE 751-800 RANK RANGE.

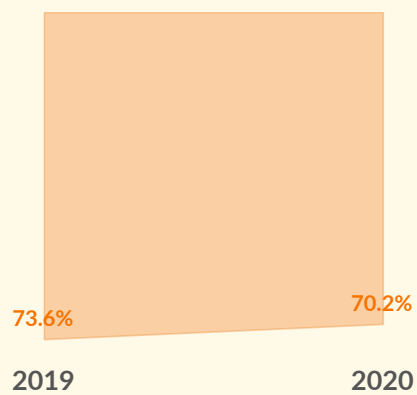
RANKINGS TREND



TOP 71%

In the 2020 edition, the institution performed among the top 71% in the QS World University Rankings.

PERCENTILE EVOLUTION QS WORLD UNIVERSITY RANKINGS



RANKS BY INDICATOR

2020 EDITION

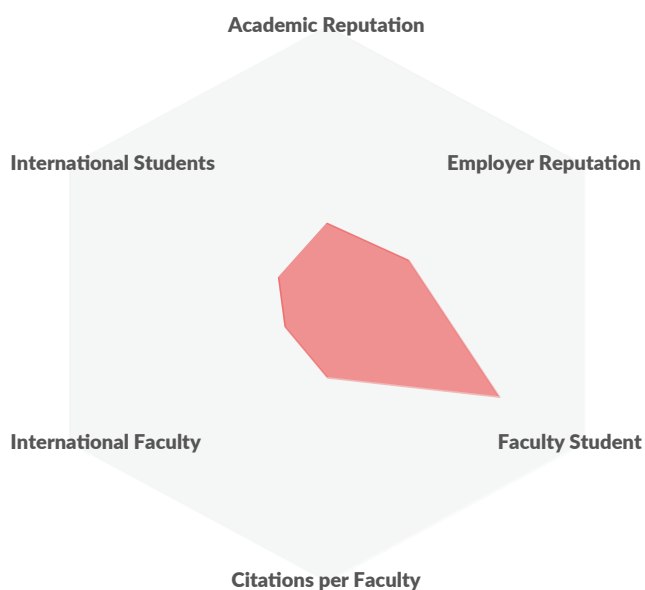
YEAR ON YEAR SWING

Academic Reputation	501+	↑	
Employer Reputation	501+	↑	
Citations per Faculty	601+	↓	
Faculty Student	341	↓	-13
International Faculty	601+	↓	
International Students	601+	↓	

At 341 globally, the Faculty Student is the strongest indicator for Slovak University of Technology in Bratislava.

SCORES BY INDICATOR

EACH INDICATOR CAN REACH A MAXIMUM OF 100 POINTS



Overall	15.1
Academic Reputation	8.5
Employer Reputation	10.0
Faculty Student	44.6
Citations per Faculty	7.0
International Faculty	2.7
International Students	3.6

UNDERLYING DATA & RATIOS

This is the underlying data used for rankings calculations and has undergone extensive checking but this is a major undertaking so if anything raises questions, please contact us as at rankings@qs.com.

VERIFIED DATA

Students	12,733
International Students	375
International Faculty	17
Citations (Normalized)	17,178
Citations (Excluding Self-Citations)	13,601
Citations (Including Self-Citations)	20,038
Papers	5,666
Faculty Staff	1,255

The figures above are full-time equivalent (FTE). In those cases where only the headcounts were available, the FTE was calculated by applying a ratio based on country or regional average.

Papers period: 2013-2017 | Citations period: 2013-2018

A technical explanation of the citations normalization process can be accessed here: <https://bit.ly/1RbERtx>


Bibliometric data

Powered by Scopus®

The following charts present the ratios utilized for rankings calculations for your institution, compared against the global median results.


FACULTY STUDENT RATIO

Faculty staff per 100 students




CITATIONS PER FACULTY

Normalized citations per faculty member



INTERNATIONAL FACULTY RATIO

International faculty staff per 100 faculty members



INTERNATIONAL STUDENTS RATIO

International students per 100 students

